

FIC 2025

Official website: <http://www.cfaa.cn/>

第一步：登录或注册 The First Step, Log in or Sign in!

①如已有 FIC 登录账户，请使用贵司账户登录,并直接前往第四步；

If you have an account of FIC, please **log in** with FIC registration account and go directly to **the Fourth Step**;

②如是 FIC 2025 新参展商或无登录账户，请登录上方网址-点击注册。

If you're a new exhibitor of FIC2025 or don't have an account, please Click **Sign up now**.



协会要闻 [更多>>](#)


关于缴纳2024年度会费的通知

- 关于缴纳2024年度会费的通知 2024-03-29
- 关于《辣椒红中辣椒素的测定 高效液相色谱法》团... 2024-02-20
- 防腐-抗氧化-保鲜剂专业委员会2024年行业大会在重庆... 2024-01-29
- 关于开展2023年度中国轻工业企业竞争力等统计评价... 2024-01-29
- 关于征集2024年度食品添加剂和配料行业团体标准立... 2024-01-24
- FIC2024新产品新技术发布会日程安排 2024-01-23

网站用户登录

Website user login

[立即注册 \(Sign up now\)](#) [登录 \(log in\)](#)



展商注册 (Exhibitor Registration)


用户(User Name): ✓

密码>Password): ✓

确认密码(Confirm Password): ✓

电子邮箱>Email): ✓

营业执照上传(Upload Company Certificate):




双开的.jpg

100%

[移除\(Remove\)](#) [上传\(Upload\)](#) [选择 \(Browse\) ...](#)

请保证图片清晰可以识别，大小在5M以内(Please make sure the picture is clear and identifiable, and the size is within 5M)

[提交\(Submit\)](#) [返回首页\(Homepage\)](#)





第二步: 审核通过后, 贵司会受到审核确认邮件。重新登录官网

<http://www.cfaa.cn/>以提交报名申请。

The Second Step, You will receive a confirmation email after approving by organizer. Re-log in the FIC official website, <http://www.cfaa.cn/>.



第三步: 点击编辑, 重设密码 (设置与初始密码不同的密码), 点击提交。

The Third Step, Click Edit (please set a new password different from the initial one), Click Submit.

账户信息管理 > 基本信息

请修改初始登录密码，点击编辑后直接修改密码（新密码必须与原把密码不同），修改密码完成后，请点击提交！（Please edit the initial password and submit to login.）

用户名称(User Name): zww
 密码>Password (can be modified): ccpit ← 必须设置与初始密码不同的密码
 注册时间(Registration Date): 2019-07-08 09:34:55.0 Please set a new password different from the initial one.
 电子邮箱 (Email): 1799301563@qq.com



第四步：点击“FIC 展会报名” - “申请 FIC 展会”。

The Fourth Step, Click Apply for FIC.

首页 协会简介 出版物 展会专区 法规标准 行业资讯 科普园地 企业产品大全 相关注册流程 发票申请 ENGLISH

企业用户专区

- 账户信息管理(Account information management) > 基本信息(Basic information)
 - 基础信息(Basic information)
 - 入会报名 (Registration)
 - 入会申请表填写(Fill in the application form)
 - 入会状态查询(join status query)
 - 会费收费标准下载(Download of
 - FIC展会报名 (FIC Exhibition)
 - 申请FIC展会 (Apply for FIC)**
 - FIC健康展报名 (FIC Health Exhibition)
 - 申请FIC健康展 (Apply for FIC Health)
 - 展会申请状态查询 (Show application status)
 - 展位图下载 (Floorplan Download)

用户名称(Client No.) 测试重复注册信息
 密码>Password ***
 注册时间(Registration time) 2019-06-14 17:58:43.0
 电子邮箱(E-mail) 12@qq.com

中国食品添加剂和配料协会
—— 食品添加剂配料资讯网 ——

选择“国际展区”。Please choose **Overseas Area**.

企业用户专区

- 账户信息管理(Account information)
 - 基础信息(Basic information)
- 入会报名 (Registration)
 - 入会申请表填写(Fill in the application form)
 - 入会状态查询(Join status query)
 - 会费收费通知下载(Download of
- FIC展会报名 (FIC Exhibition)
 - 申请FIC展会 (Apply for FIC)
- FIC健康展报名 (FIC Health Exhibition)
 - 申请FIC健康展 (Apply for FIC Health)
 - 展会申请状态查询 (Show application status)
 - 展位图下载 (Floorplan Download)

FIC展会报名 (FIC Exhibition Registration) > 申请FIC展会 (Apply for FIC)

请选择展区类型 (Select the exhibition area type)

请选择您要报名参展的【春季展】展区
Please select the 【FIC】 booth you want to sign up for

国内展区 (Inland Area) 国际展区 (Overseas Area)

企业用户专区

- 账户信息管理(Account information)
 - 基础信息(Basic information)
- 入会报名 (Registration)
 - 入会申请表填写(Fill in the application form)
 - 入会状态查询(Join status query)
 - 会费收费通知下载(Download of
- FIC展会报名 (FIC Exhibition)
 - 申请FIC展会 (Apply for FIC)
- FIC健康展报名 (FIC Health Exhibition)
 - 申请FIC健康展 (Apply for FIC Health)
 - 展会申请状态查询 (Show application status)
 - 展位图下载 (Floorplan Download)

FIC展会报名 (FIC Exhibition Registration) > 申请FIC展会 (Apply for FIC)

Fax:+86-10-5907 1335
E mail: cfaa1990@126.com

CCPIT Sub-Council of Light Industry
22B, Fuwai Dajie, Beijing 100833, China
Tel:+86-10-6839 6330
Fax:+86-10-6839 6422
Email: ficchina@126.com
Websites: www. fic. cfaa. cn, www. cfaa. cn

I understand the regulation above and abide it.
Signature: _____ Date _____

我已阅读并同意上述内容条款 (I have read and agree to the above content terms)
我不同意上述内容条款 (I do not agree to the above content terms)

确定

可点击“启用上一年填写信息”快捷编辑并完善申请。

You can also complete the application quickly by clicking **Use from last year.**

The screenshot shows the 'Exhibitor Application Form' on the FIC website. The page has a green header with navigation links: 首页, 协会简介, 出版物, 展会专区, 法规标准, 行业资讯, 科普园地, 企业产品大全, 相关注册流程, 发票申请, ENGLISH. On the left is a sidebar menu for '企业用户专区' (Enterprise User Area) with options like '账户信息管理', '入会报名', and 'FIC展会报名'. The main content area is titled 'FIC展会报名 (FIC Exhibition Registration) > 申请FIC展会 (Apply for FIC)'. It features a progress bar with three stages: '待提交审核 (Pending review)', '待审核 (Unreviewed)', and '待计算展位费 (To be calculated booth fee)'. A green notification box at the top states: '已成功读取上一年度信息, 可进行查看或修改 (The information of the previous year has been successfully read and can be viewed or modified)'. Below the progress bar, a red box highlights a button labeled '启用上一年填写信息 (Use from last year)'. A yellow warning box below it says: '请按照提示完善填写申请表并提交审核 (Please fill in the application form and submit it for review)'. The form sections include '基本信息 - Basic Information' with a dropdown for '展区类型 (Exhibition area type)' set to '国际展区 (Overseas Area)', and '公司信息, 会刊刊登使用 - Company information For FIC Catalogue' with a field for '参展单位中文名称 (Company Name in Chinese)'.



最后一步：“提交”申请表，完成申请。

The Last Step, Submit the application.

This screenshot shows the 'Exhibitor Application Form' at a later stage. The sidebar and header are the same as in the previous image. The main content area is titled 'FIC展会报名 (FIC Exhibition Registration) > 申请FIC展会 (Apply for FIC)'. It features a '产品 (Products)' section with a yellow warning box: '注意: 1. 一组输入框只能填写一个产品; 2. 产品名称只能包含字母、数字、下划线、点、逗号、冒号、百分号、特殊字符。 (Notice: 1. Only one product can be filled in a group of input boxes; 2. The product name can only contain the special characters: letters, numbers, underscores, dots, commas, colons, percent signs, and special characters.)'. Below this, there are input fields for '* 产品中文名称 (Product Chinese name)' containing 'QWR' and '* 产品英文名称 (Product English name)' containing 'test1'. There is a '+ 添加分类' button and a '新增产品 (Add Products)' button. The '参展展品所属分类 (Exhibit Category for the Catalogue Index)' section has a yellow warning box: '注意: 请选择参展展品所属分类, 用于在《会刊》中按产品分类检索 (只限一种) (Notice: Please select the category of the exhibits to be used for searching by product category in the "Proceedings" (only one type))'. Below this are dropdown menus for '* 所属大类 (Big category)' and '* 所属子类 (Sub category)', both currently set to '请选择'. A red box highlights the '提交 (Submitted)' button at the bottom of the form.